

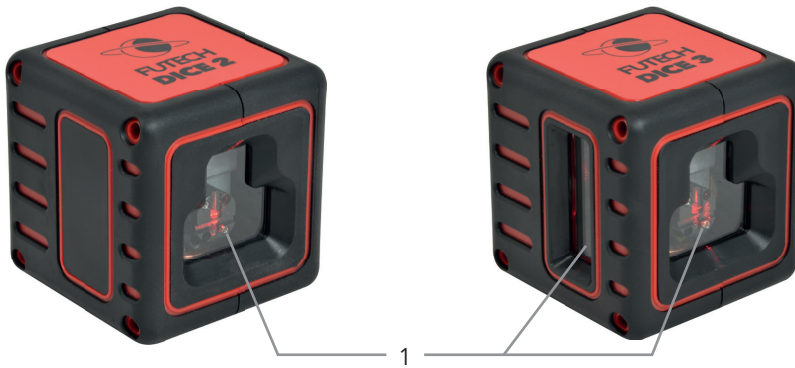


008.02
008.02G
008.03

DICE 2 RED
DICE 2 GREEN
DICE 3 RED

DICE 2

DICE 3



Case

1. Laserexit
2. Battery compartment
3. Tripod thread 1/4"
4. Power button
5. On-/Off-switch / Transport lock

First use

Remove any protective films where applied. Open the battery compartment (5) and insert batteries, please taking care to observe the indicated polarity.

Turn the transportation lock (5) to the "ON" position. The laser is switched on, the pendulum levelling mechanism is released, and the instrument is able to align itself on its own. Make sure that the instrument is not on too much of a slope (within 3°). If the slope of the instrument should exceed 3°, the lasers will flash or will go out automatically.

Alignment

Place the device on a stable, horizontal base. It is recommended to install the device on working height. This improves the comfort while working and will result in a higher quality. Usage of a cross line laser with a spindle or telescopic tripod is optimal. The choice of the appropriate tripod immediately impacts the user friendliness of the device. Your device can be used on a tripod with 1/4" screw. In case you use a tripod with a different size of screw, provide the appropriate adapter.

Select laserlines

DICE2

All laserlines are always visible when the laser is on.

DICE3

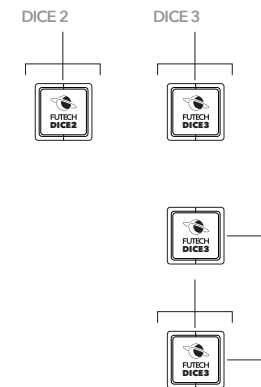
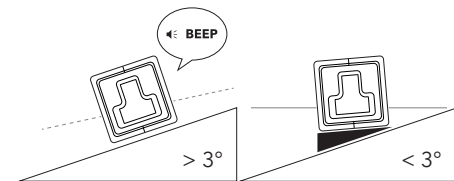
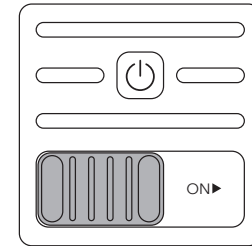
When you activate the device, one horizontal and one vertical line is activated.

Use the (O) to switch on/off laserlines.

- | | | |
|---|-------------------|--------------------------------------|
| A | Push 0x (startup) | Horizontal line and vertical line |
| B | Push 1x | Vertical line |
| C | Push 2x | Horizontal line and 2 vertical lines |

Transport

It is very important that, during transport, the On/off switch is in the OFF position (pendulum locked). This in order to avoid damage of the device.



TECHNICAL SPECIFICATIONS

ACCURACY	± 3MM / 10M
RANGE WITH RECEIVER	NOT APPLICABLE
LEVELLING RANGE	± 3°
LEVELLING	PENDULUM LEVELLING
SLOPE FUNCTION	NOT APPLICABLE
LASER WAVELENGTH	635NM
LASER CLASSIFICATION	CLASS II
POWER SUPPLY	3X ALKALINE AAA
PROTECTION	IP44
DIMENSIONS (L X W X H)	65 X 65 X 65 MM
WEIGHT	0,230 KG